

**CARRIAGE HOUSE STEEL**



*Springfield panel, Almond/White finish, Somerton windows, Decorative hardware*

**DOOR FEATURES**

**Section Joints**

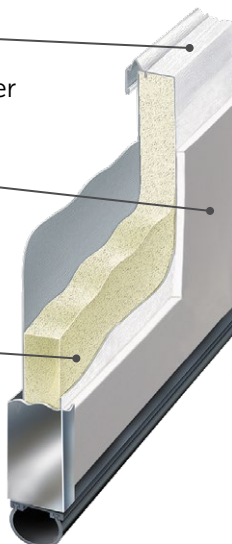
Snug fitting tongue-and-groove section joints reduces wind and weather from entering the garage.

**Durable DecaTrim™ II Overlays**

These overlay boards are specially treated to resist termites, weather and fungal decay.

**Foamed-In-Place Polyurethane Insulation**

Provides thermal efficiency with a U-factor\* of 0.15 and an R-value\*\* of 12.12, helps block street noise and makes the door operate more quietly.



**High Cycle Spring Option**

Choose a 25,000 cycle spring for more than twice the life of a standard torsion spring.

**Heavy Duty Hinges**

Attractive 14-gauge heavy duty hinges provide maximum strength between sections, stability and smoother door operation.

**Quiet Rollers**

Ball-bearing rollers with nylon wheels and solid steel shafts provide years of smooth, quiet and dependable service.

**Wind Load Options**

Available with hardware and reinforcements to comply with building codes in regions with high winds.



\*U-factor is independently tested and verified per ANSI/DASMA 105 using solid doors and specific product sizes.

\*\*Wayne Dalton uses a calculated door section R-value for our insulated doors.

**Limited Lifetime Warranty**

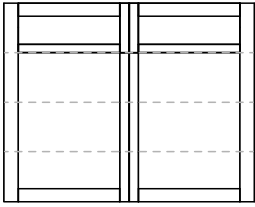


# 1 Choose Your Style

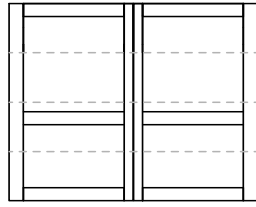
All door top sections are available in arched or square designs.

Double car door designs are equivalent to 2 single-car doors side by side. Dashed lines in below drawings represent where door sections will meet in an 8x7 configuration. Section breaks will vary based on door size and configurations.

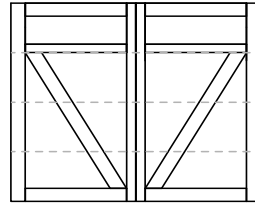
## Square Top



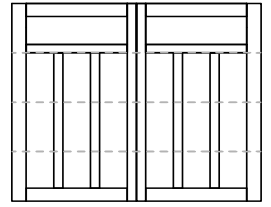
Arlington



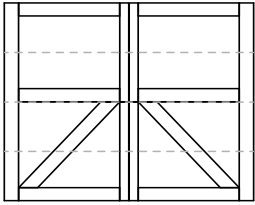
Ashburn



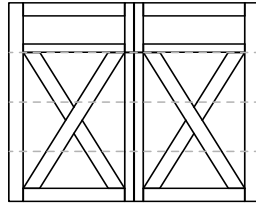
Bellview



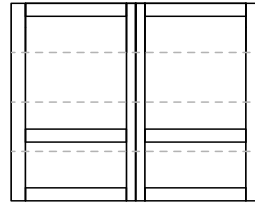
Brunswick



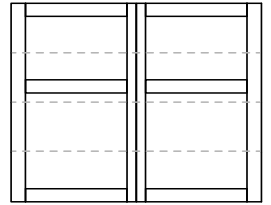
Kingston



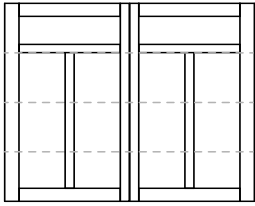
Lexington



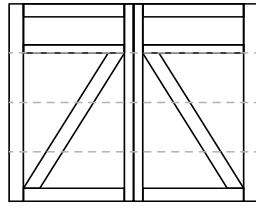
Richmond



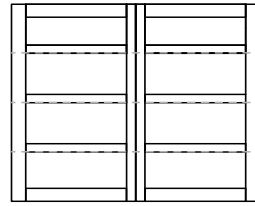
Savannah



Somerset

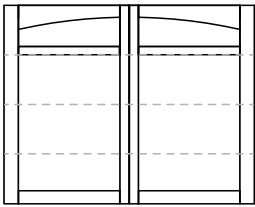


Springfield

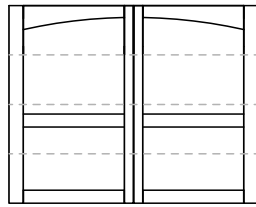


Westfield

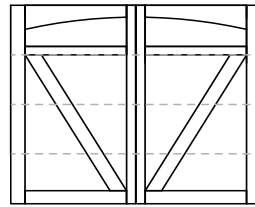
## Arched Top (windows not available with arched top overlay designs)



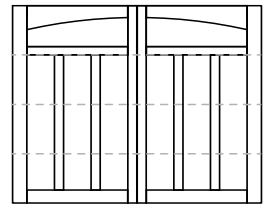
Arlington



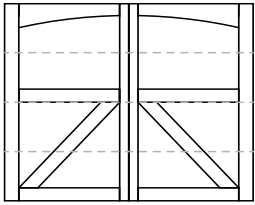
Ashburn



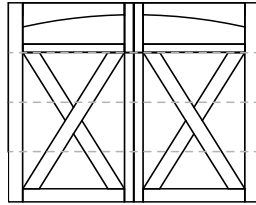
Bellview



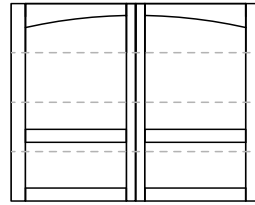
Brunswick



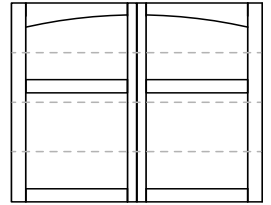
Kingston



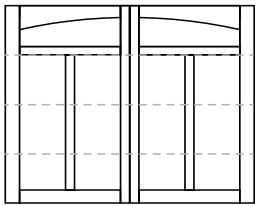
Lexington



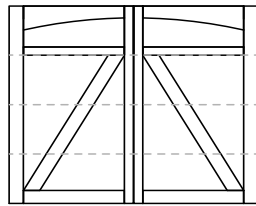
Richmond



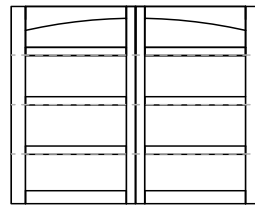
Savannah



Somerset



Springfield



Westfield

## 2 Choose Your Overlay Texture

### DecaTrim™ II Overlay Texture Options



Smooth



Wood Grain

## 3 Choose Your Color

*Actual colors may vary from brochure due to fluctuations in the printing process. Always request a color sample from your dealer for accurate color matching before ordering your door.*

DecaTrim™ II overlays are provided in White only. For a two-toned look, choose from, Almond, Sandstone, Terra Bronze, Brown or Black as shown below.



White/White



Almond/White



Sandstone/White



Terra Bronze/White



Brown/White



Black/White

## 4 Choose Your Windows

Window patterns are shown for an 8' wide single-car door. Spacing of windows may change depending on door size. Not all windows are available in all door sizes.

### Routed windows

Doors built with the Routed windows use a clean top section design where the wood overlay is routed from a wood face panel.

Only available with smooth overlay trim.



Clear Long



Stockton Arch



Stockton



Stockbridge



Somerton




Wyndbridge

### Framed Insert windows

Doors with Framed Insert windows use a classic wood door design with the top section constructed from wood overlay boards.

Available for both smooth and wood grain overlays.



Clear Long



Stockton Arch



Stockton



Stockbridge




Somerton



Wyndbridge

## 5 Choose Your Decorative Hardware



Arrow



Spear




Fleur De Lis



See website for additional hardware options.

AFTER

BEFORE




Bellview Arched panel, Brown/White finish, Decorative hardware

# Garage Door DESIGN CENTER

Discover the perfect garage door for your home with our Garage Door Design Center. Upload a photo of your home, experiment with panel designs, colors, window styles, and decorative hardware, and visualize the transformation. Try it today by scanning the QR code or visiting [wayne-dalton.com](http://wayne-dalton.com)—your journey to enhanced curb appeal starts with just a click!



## THERMAL PERFORMANCE



Wayne Dalton participates in the DASMA Thermal Performance Verification Program. The program verifies the thermal performance of sectional garage doors. The lower the U-factor rating, the better the thermal performance.



Symbol indicates verified U-factor rating in accordance with the DASMA Thermal Performance Verification Program.

# Wayne Dalton

DISTRIBUTED BY:

2501 S. State Hwy. 121 Bus., Ste 200  
Lewisville, TX 75067

[wayne-dalton.com](http://wayne-dalton.com)

